


---

# Eduroam via geteduroam

The following is a short manual on how to connect to eduroam using the geteduroam App for Windows devices

---

## Download

You can find the geteduroam App for Windows [here](#) . Chose the option „**Windows**“. Once the app has downloaded, you can find it in your **Downloads** folder.



## Setup

Execute the program to start setting up your connection.

Select „**Universität Siegen**“ from the list provided. If it doesn't show up automatically, you can find it using the search bar.

← eduroam ×

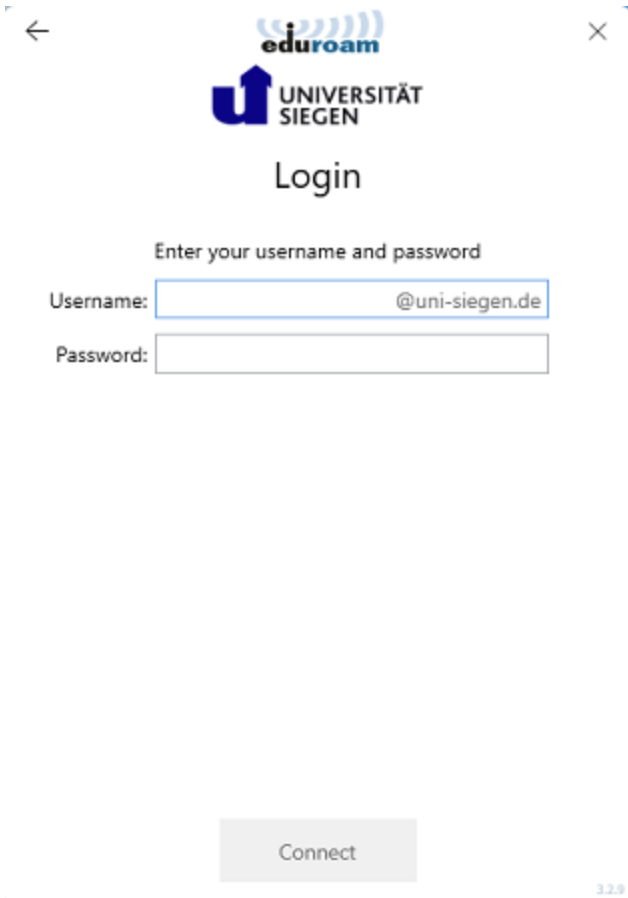
### Select institution

- Universität Siegen
- Technische Hochschule Köln
- Philipps-Universität Marburg
- Justus-Liebig-Universität Giessen
- Technische Hochschule Mittelhessen
- Fraunhofer-Gesellschaft
- Fraunhofer SCAI
- WHU - Otto Beisheim School of Management
- Fachhochschule Südwestfalen
- Deutsches Zentrum fuer Luft- und Raumfahrt e. V.
- Max Weber Stiftung – Deutsche Geisteswissenschaftliche
- DAAD - Deutscher Akademischer Austauschdienst
- Hermann von Helmholtz-Gemeinschaft Deutscher Forschl
- ib International College

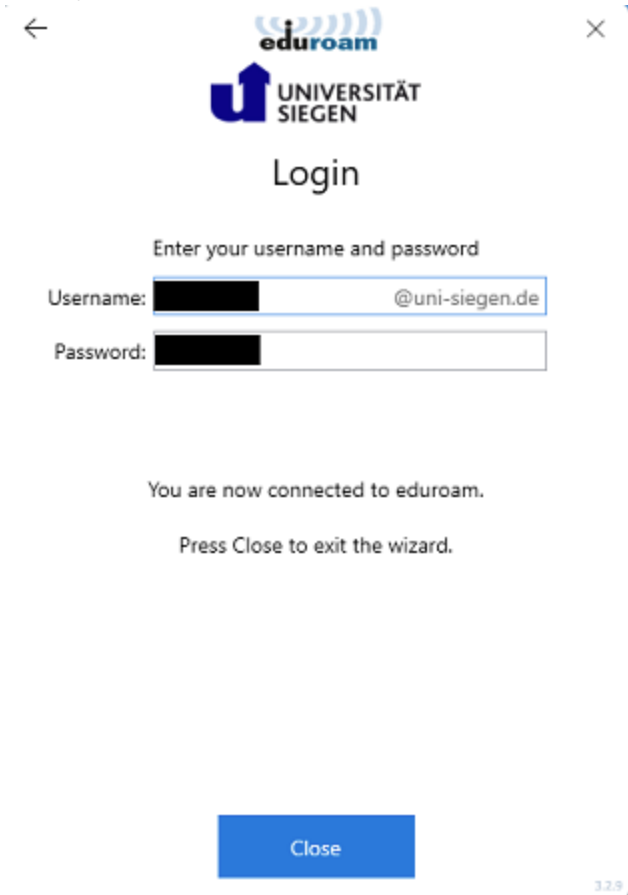
Next

3.2.9

Next, provide your **username** [+@uni-siegen.de](mailto:+@uni-siegen.de) ([g123456@uni-siegen.de](mailto:g123456@uni-siegen.de)) and password, and confirm with „Connect“.



Once your connection has been established successfully, this screen will appear:



Confirm with „Close“ to end the process. Your connection is now established.